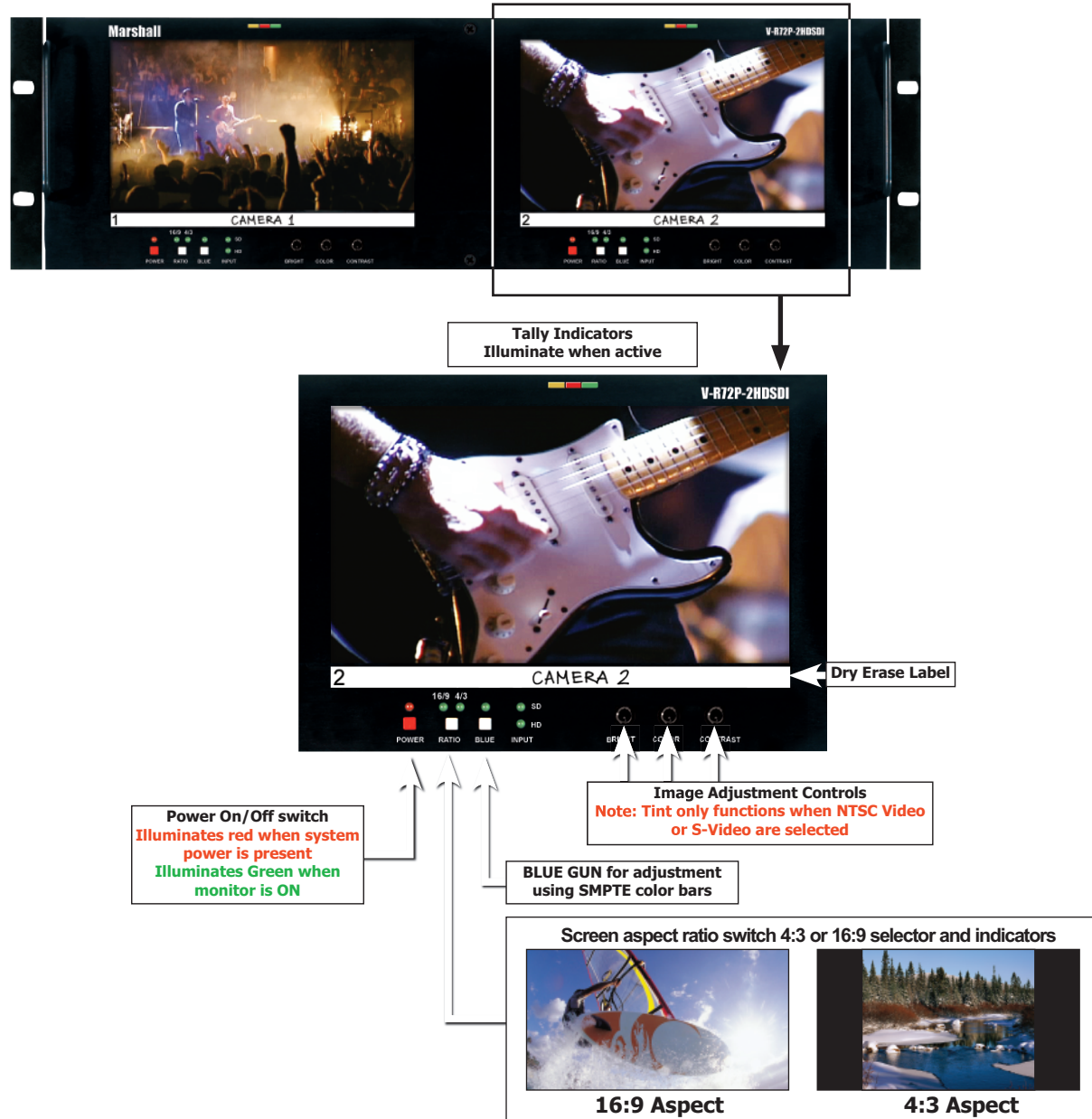


## 7 Switch Settings, Adjustments and Indicators



\* HDSDI/SDI Signal indication Lights for active format

## 8 Warranty

Marshall Electronics warrants to the first consumer, that this V-R72P-2HDSDI Triple 5.6 inch LCD rack mounted monitor set will, under normal use, be free from defects in workmanship and materials, when received in its original container, for a period of one year from the purchase date.

This warranty is extended to the purchasing end user only and proof of purchase is necessary to honor the warranty. If there is no proof of purchase provided with a warranty claim, Marshall Electronics reserves the right not to honor the warranty set forth above. Therefore, labor and parts may be charged to you.

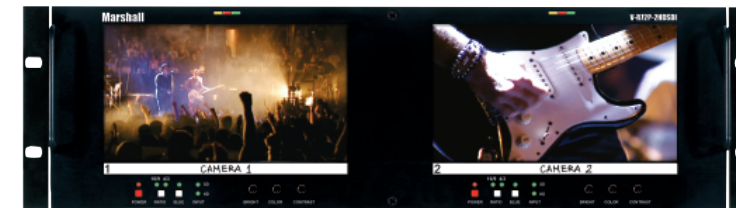
This warranty does not apply to product exterior and cosmetics. Misuse, abnormal service or handling, improper alterations or modifications in design or construction, voids this warranty. No sales personnel of the seller, nor any other person is authorized to make any warranties other than those described above, or to extend the duration of any warranties on behalf of Marshall Electronics, beyond the time period described above.

An extra note about LCD displays: It is considered normal for a minimal amount of pixels, not to exceed three, to fail on the periphery of the display active viewing area. Marshall Electronics has the option to reserve service for display pixel failure if deemed unobtrusive to effective use of the monitor by our technicians.

Due to constant effort to improve products and product features, specifications may change without notice.

## Marshall Electronics

1910 East Maple Ave.  
El Segundo, CA 90245  
Tel.: 800-800-6608 • Fax: 310-333-0688  
[www.LCDRacks.com](http://www.LCDRacks.com)  
Email: [sales@lcdracks.com](mailto:sales@lcdracks.com)



**V-R72P-2HDSDI**  
Users Guide

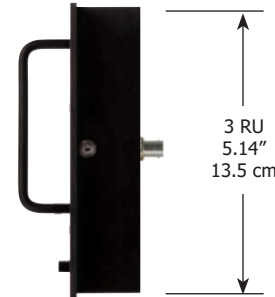
Product Overview	1
Features	2
Electrical Specifications	3
Mechanical Specifications	4
Operational Setup	5
Connectors	6
Switch Settings, Adjustments and Indicators	7
Warranty	8

## 1 Product Overview

The Rack mounted and tiltable **V-R72P-2HDSDI** represents leading edge technology in LCD imaging for broadcast and professional video applications featuring High Resolution, megapixel, TFT screens with completely digital signal processing. All SMPTE/ITU digital video standards and signal types are accepted and displayed on each screen of this model. All video formats are scaled to fit on screen in the highest resolution using a state of the art LSI that incorporates 4x4 pixel interpolations with precision Gamma correction to produce the best images available.

## 2 Features

- **HDSDI (SMPTE292M/296M) With relocked and shaped output**
- **SDI (SMPTE259M) (ITR-U601) With relocked and shaped output**
- **Remote control options (Available Summer 2005)**
- **Small Footprint – occupies only 3RU of a standard EIA 19 inch rack**
- **Ready to mount – all brackets are factory installed**
- **Lightweight – 75% lighter than CRT models**
- **All adjustments and selections are readily available. No menus!**
- **Settings memory restores active state with power off/on cycle**
- **Easy to use front panel selection of inputs**
- **NTSC or Pal operation with automatic signal format detection**
- **All inputs automatically terminate**
- **Built in color bar generator for each display**
- **Includes V-PS12-5V-1 Universal power supply (U.L. class 2)**
- **Three LEDs (Red, Green, Amber) produce 7 different tally indications**
- **Unique 180 degree tilt adjustment**
- **Dry erase label for each screen**



**V-PS12-5V-1**  
Universal power supply  
(U.L. class 2)

### Analog and Digital Screen Formats and Frame Rates

**All signal types and frame rates are automatically detected**

- 525 –60i / 625 - 50i (Interlaced NTSC/PAL)
- 720 x 486P (Progressive)
- 720 x 576P (Progressive)
- 720 x 1280 – Analog-50P, 59.94P, 60P /Digital 23.97P, 24P, 25P, 50P, 59.94P, 60P (Progressive)
- 1035 x 1920 - 59.94i, 60i (Interlaced)
- 1080 x 1920 – 50i, 59.94i, 60i / 23.973Psf, 24Psf, 25Psf, 29.97Psf, 30Psf

Psf=Progressive or Segmented Frame formats

## 3 Electrical Specifications

Number of Screens	2
Screen Aspect	16:9 / 4:3 switchable
Display (Viewing Area)	7" (6.14"H x 3.27"W) (156.0mm x 83.28mm)
Viewing Angles	130° H x 120° V
Resolution (Dots)	800HxRGBx480V (1.2 million pixels)
Dot Pitch	0.065 mm (W) x 0.175 (H)
Pixel Response	<30ms
Contrast Ratio	400:1
Brightness (in cd/m <sup>2</sup> )	380 cd/m <sup>2</sup>
System	Digital
Inputs per display	HDSDI/SDI with re-clocked output (BNC)
Outputs per display	Active Composite loop through BNC Reclocked SDI loop through BNC
Color Bar Signal	Full field SMPTE
Power required	12 V D.C. from external U.L. Class 2 power supply (included) max 5.0 AMP
Power Consumption	24 Watt Nominal
Operating temperature	32° F to 110° F (0° C to 45° C)

## 4 Mechanical Specifications

Dimensions	19.125"W x 2.5"D x 5.14"H (48.5cm x 6.35cm x 13.5cm)
V-R72P-2HD Weight	3.0lbs (2.27kg)
V-PS12-5V-1 Power Supply Weight	1 lbs (0.45kg)

## 5 Operational Setup

1. Unpack the V-R72P-2HDSDI and accompanying V-PS12-5V-1 power supply. Physically inspect for any damage that may have occurred during shipping. Should there be any damage, immediately contact Marshall Electronics at 800-800-6608. If you are not located within the continental united states call +1 310-333-0606.
2. After inspection, install in your desired location of a standard EIA 19-inch equipment rack. Adequate ventilation is required when installed to prevent possible damage to the V-R72P-2HDSDI internal components.
3. Connect required cables for signal input and output.  
**Please note that power must be applied to the V-R72P-2HDSDI for all outputs to be activated.**  
**All BNC connectors should be rated for 75Ω.**
4. Plug the V-PS12-5V-1 power supply into the A.C. source
5. Attach twist lock power connection from V-PS12-5V-1 power supply to the back of the unit.
6. Turn on the V-R72P-2HDSDI by depressing the power switch located on the front of the unit.

## 6 Connectors

\* SDI inputs comply to SMPTE259M / ITU-R BT601

\* HDSDI inputs comply to SMPTE292M,294M

\* Active Outputs Require Power to be applied for activation

\* Tally lamps active when connected to ground

